

Fall Product Program

LEARNING

ACTIVITIES

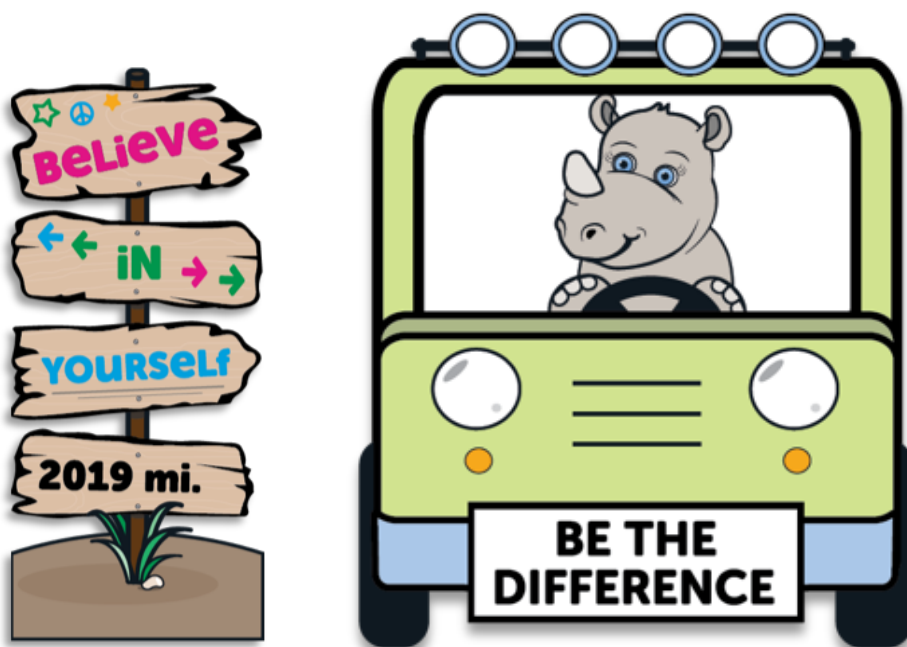


ACTIVITIES OVERVIEW

Participating in the Fall Product Program is a positive learning experience that allows girls to utilize and learn the 5 essential skills for girls while in Girl Scouts. The product program is also a great financial tool allowing for troops to fund activities throughout the program year. However, there are many girls, parents and volunteers who have not been involved and are not aware of the benefits that can be gained by participating in the Fall Product Program.

It is time to get the word out! This Rally Guide will help you plan a successful Kickoff Rally that will get girls excited, parents informed, and volunteers prepared for a successful product program. Have fun with the different activities that are offered!

Be the Difference and Believe in Yourself



NORTHERN WHITE RHINOS

NORTHERN WHITE RHINO

SCIENTISTS LAST HOPE FOR SAVING THE SPECIES



There are two subspecies of white rhinos – the southern white rhino and the northern white rhino. While the population of both subspecies is rapidly decreasing, there are only two northern white rhinos in existence. The last male, Sudan, unfortunately passed away in March of 2018 leaving only two females remaining.

With the help of science and technology, a team of conservationists is hopeful that they can use In Vitro Fertilization to preserve the species. Since the last two female northern white rhinos, Najin and Fatu, a mother and daughter duo, are both unable to conceive and too weak to carry a pregnancy to full term, scientists are working on a plan to utilize the southern white rhino as a surrogate.

The same process of IVF that many humans use today in hopes of having a baby, could be the same process that can save the northern white rhino species. The thought of using IVF to save the northern white rhinos is a huge task, however, if proven successful, this process could be used in the future to help save other endangered animals from the extinction list.

It will take scientists years and millions of dollars before they can determine if this plan will succeed. Extensive research, careful calculations and attention to detail are necessary before the team will know if the plan will work. Despite the difficulties, scientists and conservationist hold out hope based on past experience. Through protective measure implemented by conservations and government regulations, the southern white rhino was brought back from 200 to current population around 20,000.

LEARN MORE...

To learn more facts about rhinos and the initiative to save the Northern White Rhinos, you can visit the websites below:

<https://www.olpejetaconservancy.org/wildlife/rhinos/northern-white-rhinos/>

<https://rhinos.org>

You can also visit the **San Diego Zoo's Institute for Conservation Research** where their initiative is to save the rhinos through Reproductive Sciences, Conservation Genetics and using the Frozen Zoo Resources®



TOP TEN RHINO FACTS

TOP TEN Rhino Facts



1. **Five species of rhinos** exist today:
 - * Black and White (Africa)
 - * Sumatran, Javan and Indian (Asia)
2. The **White rhino** is the **third largest African animal**, after the elephant and the hippo. They are not white, but actually grey. White rhinos have three toes on each foot.
3. Rhinos are classified as **mammals**. Full grown rhinos can **weigh anywhere from 3500 - 8000 pounds**. Their **body length ranges from 8 – 13 feet long** and their **top speed can reach 34 mph**.
4. Rhinos are best known for their **giant horns** that grow from their snouts. **Rhinoceros** means “**nose horn**.” Javan and Indian rhinos have one horn, whereas the White, Black and Sumatran have two.
5. Despite their size, they do not prey on other animals for food. They’re **herbivores**. They like to eat grass and plants.
6. Rhinos love to lay in the mud, not just to get dirty, but because the **mud protects their skin** from the strong sun.
7. Rhinos typically will hang out by themselves. However, you might sometimes see “**crashes**”. Crash is when you do see a group of rhinos together, mostly made up of a female and her calves.
8. Rhinos have between **24 to 34 teeth**, depending on their species.
9. You will often see **Oxpeckers** that sit on rhinos. Rhinos have a lot of parasites on their hide that the birds can eat. They also make a noise to alarm the rhinos when any danger is near.
10. Rhinos **gestation lasts between 15 and 16 months**. Young rhinos will remain with their mothers until they are between **two or three years old**.



“YOU ARE” ACTIVITY

Preparation:

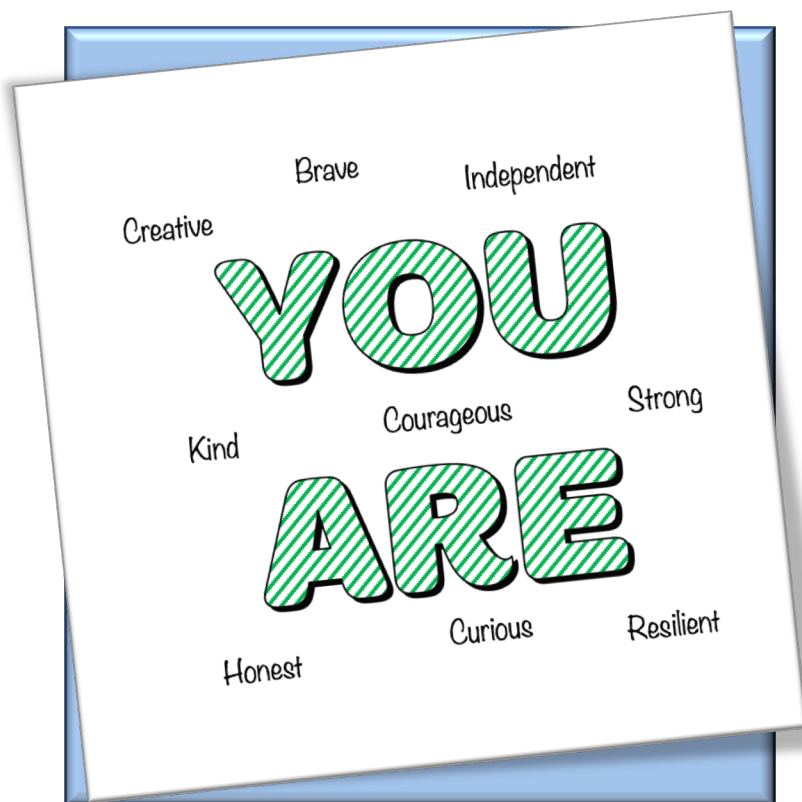
Print out black and white copies of the **You Are** Worksheet and pre-cut them into four pieces.

Supplies Needed:

- You Are Worksheet
- Colored pencils, crayons, and/or markers

Instructions:

Give each girl a “You Are” paper and have her write adjectives that best describes who she is and what makes her, HER! If you are doing this activity as a troop, have each girl write their name on their paper and pass around to the other girls to write an adjective that they think best describes the girl on the paper. Have fun and think outside of the box!



Rhino Paper Craft Model

Preparation:

Print out black and white copies of the **Rhino Paper Craft Model Worksheet**.

Supplies Needed:

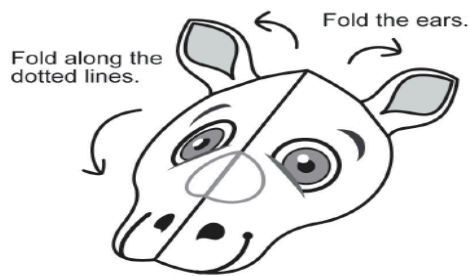
- Rhino Paper Craft Model Worksheet
- Colored pencils, crayons, and/or markers
- Scissors
- Glue

Instructions:

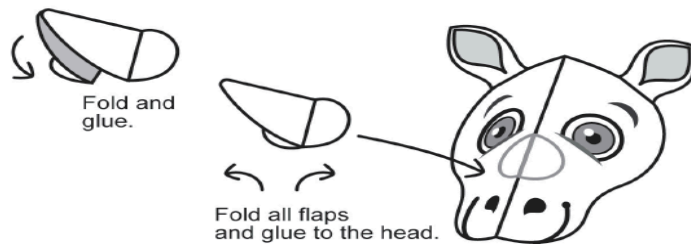
Give each girl a Rhino Craft worksheet. Have them color and assemble the rhino.




The head:



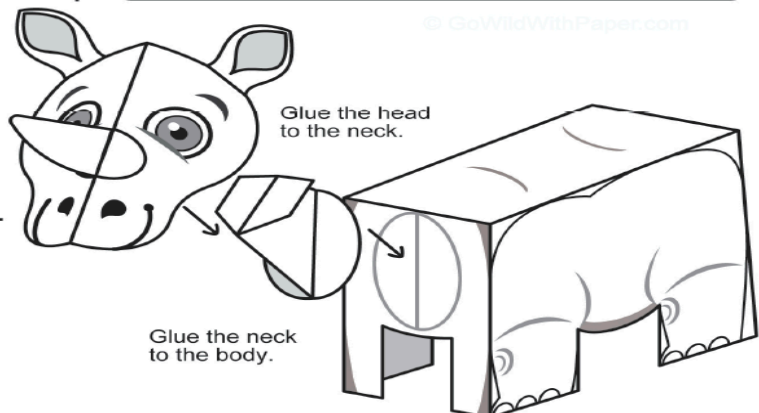
The horn:



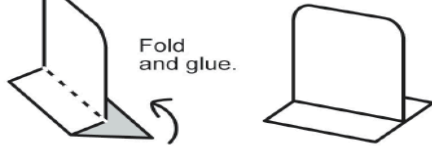
The body:



The neck:



The easel:



Design a Rhino

Preparation:


Print black and white copies of the **Design a Rhino** Worksheet.

Supplies Needed:

- Design a Rhino worksheet
- Colored pencils, crayons, and/or markers

Instructions:

Give each girl Design a Rhino worksheet. Encourage creativity when designing an outfit for their rhino. Once they have completed it, have them write their name on the rhino. You can collect all the rhinos and create a mural!



Color a Safari Scene

Preparation:


Print out a black and white copies of the **Safari Scene** Worksheet.

Supplies Needed:

- Color a Safari Scene Worksheet
- Colored pencils, crayons, and/or markers

Instructions:

Give each girl a Color a Safari Scene Worksheet to color.



Create a Money Wallet

Preparation:

Gather all supplies needed for this project. You can even pre-cut duct tape, to make it easier.

Supplies Needed:

- Standard width color duct tape
- Mini duct tape
- Scissors
- Ruler
- Marker
- Velcro dots

Instructions:

- Cut six strips of the wide duct tape, 12 inches long.
- Lay three of the strips side-by-side overlapping the edges $\frac{1}{4}$ of an inch. Then lay the other three strips one by one on top of the first three strips (sticky sides touching). This forms a duct tape sheet. Once you have your sheet, trim the edges so they are clean cut edges.

Optional: If you don't want a straight edge for the wallet flap, cut one end to look like a triangle or rounded edge.

- Fold the duct tape sheet into thirds to form the wallet. Using the colorful skinny mini duct tape, seal the sides closed.
- Use a Velcro dot to close the wallet flap.
- Use a marker to draw/decorate your new money wallet.



Goal Setting Activity

Preparation:

Print out copies of the **Goal Setting** Worksheet

Supplies Needed:

- Goal Setting Worksheet
- Pencil/Pen

Instructions:

Give each girl a Goal Setting Worksheet. Have her fill out what her personal goal will be for the product program. Also, as a troop, decide what your troop goals are and fill them in as well. Explain to the girls why we set goals and brainstorm ideas for how they are going to reach and/or exceed their personal and troop goals.

Goal Setting

Number of Girls Who Will Register Online & Create Their Avatar in the troop.


MY GOALS

_____	_____	_____
Number of Emails Sent	Number of Nut & Candy Items Sold	Number of Magazine Subscriptions Sold

TROOP GOALS

_____	_____	_____
Number of Emails Sent	Number of Nut & Candy Items Sold	Number of Magazine Subscriptions Sold

What are some ways that can help us reach our goals individually and as a troop?





Decision Making Activity

Preparation:

Print out copies of the **Decision Making** worksheet


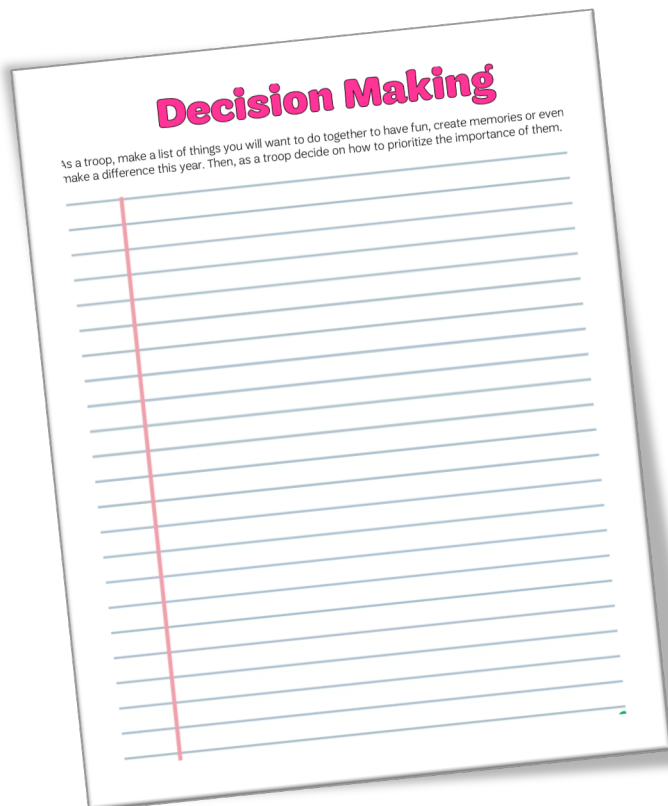
Supplies Needed:

- Decision Making Worksheet
- Pencil/Pen

Instructions:

Decision Making is a process that everyone goes through every day. Should I eat a bagel or have cereal? Wear blue or green? Buy a house or rent a house? No matter what stage in life you are in, you have to make decisions. Being in Girl Scouts and participating in the product program allows you to excel and practice this skill and really understand what goes into decision making.

As a troop, list all the things you want to do together to have fun, create memories or even make a difference in something or someone. Decide together which ones you are going to prioritize. You will need to go through the process of listening to your fellow troop members as to opinions on why one activity is more important than another. Have fun and create plans that you can turn into memories this year!



YOU

ARE

YOU

ARE

YOU

ARE

YOU

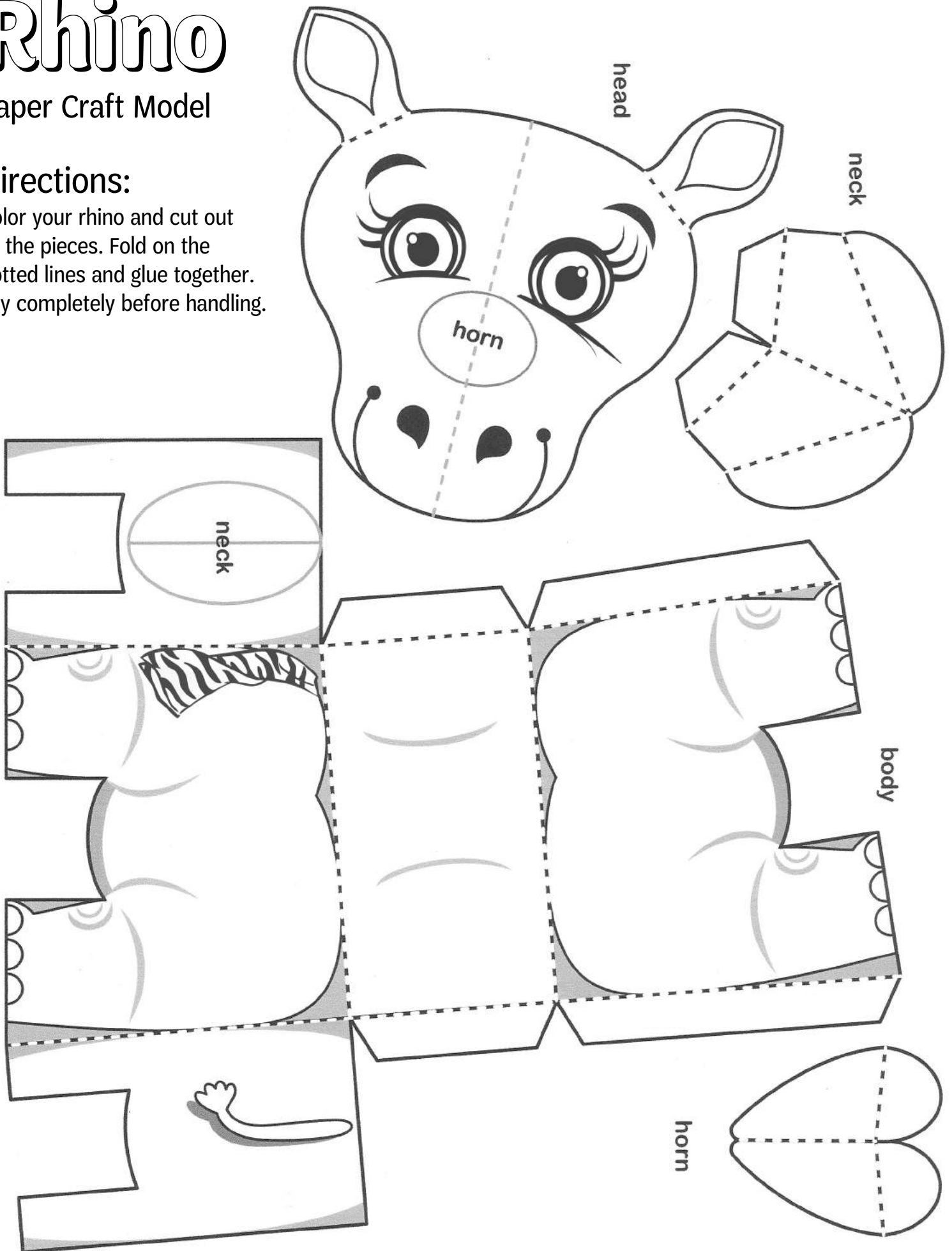
ARE

Rhino

Paper Craft Model

Directions:


Color your rhino and cut out all the pieces. Fold on the dotted lines and glue together. Dry completely before handling.



Design a Rhino

Use your creativity and design an outfit for your rhino.





Goal Setting

Number of Girls Who Will Register Online & Create Their Avatar In the troop.



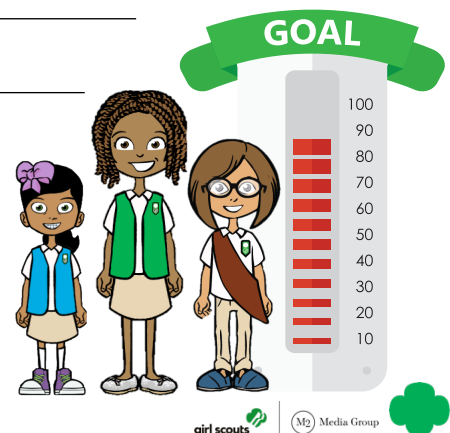
MY GOALS

_____	_____	_____
Number of Emails Sent	Number of Nut & Candy Items Sold	Number of Magazine Subscriptions Sold

TROOP GOALS

_____	_____	_____
Number of Emails Sent	Number of Nut & Candy Items Sold	Number of Magazine Subscriptions Sold

What are some ways that can help us reach our goals individually and as a troop?



GOAL

100
90
80
70
60
50
40
30
20
10

girl scouts | Media Group

Decision Making

As a troop, make a list of things you will want to do together to have fun, create memories or even make a difference this year. Then, as a troop decide on how to prioritize the importance of them.

Lined writing area with a vertical red margin line on the left side.



People Skills

As a troop, go over the 10 People Skills Helpful to Succeeding in Life. Have the girls illustrate two of the skills in the boxes below.

Skill Chosen

Skill Chosen

10 People Skills Helpful to Succeeding in Life

SKILL	EXAMPLE
The ability to relate to others	Understand what your customer is telling you
Patience with others	Let your customer take their time when deciding products
Negotiation skills	Try to sell just one more item than what customer wants
A great sense of humor	A happy customer will buy more
Honesty	Customers buy from those they trust
Good manners	Customers support people who are polite
Strong communication skills	Always look the customer in the eye
Active listening skills	Listen to your customer
Leadership skills	Show knowledge of the products you are offering
Awareness of body language	Learn non-verbal cues when customers are speaking




Business Ethics

Below are some examples of things that can help you run a business ethically. As a troop, go over the words together to get a full understanding of the meaning and examples.

A D H W B
 K L L S M N M
 H O F D K U F O D D
 V Z L R S R B A R L Z P
 A C Y S P R F W A P J R Z
 W B T L D L J Y Y L W Z F Z D I H H F H F Q H Y O K B M T A
 V J Y K Z K B G E S R X K I R W Q W S H E H O B N S L O K I
 B X A T Z A I O F N E G S D V E M T T Q Z V T H D V M L T L
 A E F G I Y W E P Y P L A B C Z A U N C A Q S Q L P N Q P E
 G Y V X M R C I Y T J X U F B S R G J L N W A V T F F E U D
 W Y V A E E G Q B G M E H R Q T I B U E L E V H X D J H R N
 R B Y Q R L V E C K J G U M P R N E M E X J E Y K I I B L O
 Y S W V E I T I T K D V O J X U S F X W G W X V F A M N C U
 O A G C A N V T N L O Q P U S M D Z W D Z W Q C T E X B
 G C K N B M T Y I I W F U L T I H G E L B A R O N O H B
 M B I L K R D G S J D Y Y W M P P C B C B G I W O G
 O S E M R O Y V O E O M O S P R D N E P U W J J
 O K S M I C K G P E E R I K V W I Y N V U E
 Y G L V A J E S V B T G A B E W E O T D
 Q V A M F T E I R H N U H K G M G J
 B S Y D N H B E Y K T R U L Q R
 E X O J U H K O W P C B Q V
 W I L O W Y D X P D S B
 Z C T J Y C O T Y P
 L L I T Q A P R
 P Q R L Z B
 M H U C
 D U

Word Bank

HONEST	LOYAL
RELIABLE	SINCERE
TRUSTWORTHY	HONORABLE
GENUINE	FAIR
VALUES	RULES
MORALS	INTEGRITY
POSITIVE	TRUTHFUL



ANSWER KEY

